



DEPARTMENT OF CULTURAL STUDIES
TEZPUR UNIVERSITY

Minutes of the Departmental Advisory Committee meeting held on 02.09.2021 at 11:30 am
in the chamber of the Head, Department of Cultural Studies

Members present:

- | | | |
|-------------------------------|---|------------------------|
| 1. Dr. Parasmoni Dutta | - | Head and Chairperson - |
| 2. Prof. Debarshi Prasad Nath | - | Member |
| 3. Dr. Juri Gogoi Konwar | - | Member |
| 4. Dr. Jayanta V. Das | - | Member |
| 5. Dr. Hashik N. K | - | Member |
| 6. Dr. Mandakini Baruah | - | Member |
| 7. Dr Moushumi Kandali | - | Member |
| 8. Dr. Madhurima Goswami | - | Member |

02.09.21
[Signatures of members]
Moushumi Kandali
H. Goswami


Resolutions:

The Committee discussed the feedbacks received from the students for the Summer semester of 2021, with the following observations:

1] On Courses / Curriculum and Instructors: All feedbacks have "agreed", "strongly agreed" or remained "neutral" on the queries about the various aspects of the curriculum and performances of the instructors.

Actions to be taken: "Neutral" responses of some of the students were discussed by the Committee. This is believed to be due to the limitations of the online classes and inability of the students to come physically to the university campus. More interactive sessions and mentoring actions are suggested.

2] On Infrastructure: No feedback on infrastructure as students are yet to come to the physical campus due to the pandemic Actions to be taken: No specific action needed.


Chairperson
Departmental Advisory Committee

Analysis of Students' Feedback Spring 2021

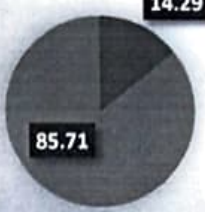


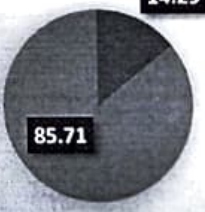
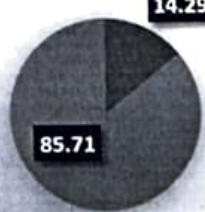
Programme: M. A. in Cultural Studies
Department: Cultural Studies
Reporting Period: January – June 2021

The feedbacks received from the students for the Autumn semester of 2020 were analyzed collectively in the DAC meeting of the faculty members on 22 September 2021. The following observations were made on the feedbacks of Spring 2021:






- All students have "agreed", "strongly agreed" or remained "neutral" on the queries about the various aspects of the curriculum and performances of the course instructors.
- No feedback on infrastructure as students are yet to come to the physical campus due to pandemic
- As the feedbacks this time were collected centrally in the online mode (Google Form) due to the pandemic, the number of students responding is strikingly low. Only 7 students responded online.

Detailed Summary of the Students' Feedbacks (Spring2021)		
Parameters	Received feedback	Graphical Representation
Percentage of classes attended	<p>Students having attendance between 85% - 100% = 42.86%</p> <p>Students having attendance between 70% - 84% = 42.86%</p> <p>Students having attendance between 55% - 60% = 14.29%</p>	<p>■ Students having attendance between 85% - 100%</p> <p>■ Students having attendance between 70% - 84%</p>
Duration spent for self-study of this course (Weekly):	<p>Students spending 6 - 8 hours = 28.57%</p> <p>Students spending 4 - 6 hours% = 57.14%</p> <p>Students spending 2 - 4 hours = 14.29%</p>	<p>■ Students spending 6 - 8 hours</p> <p>■ Students spending 4 - 6 hours%</p> <p>■ Students spending 2 - 4 hours</p>
Whether students' prerequisite knowledge was sufficient for understanding the courses.	<p>Neutral = 57.14%</p> <p>Agree = 42.86%</p>	<p>■ Neutral</p> <p>■ Agree</p>

Whether courses were relevant in relation to the program of study.	Strongly Agree = 14.29% Agree = 57.14% Neutral = 28.57%	<p>14.29 57.14 28.57</p> <ul style="list-style-type: none"> Strongly Agree Agree Neutral
Whether topics/ units were logically sequenced in the syllabus.	Strongly Agree = 14.29% Agree = 57.14% Neutral = 28.57%	<p>14.29 57.14 28.57</p> <ul style="list-style-type: none"> Strongly Agree Agree Neutral
Whether the course is relevant to the society and real-life application.	Strongly Agree = 42.86% Agree = 57.14%	<p>57.14 42.86</p> <ul style="list-style-type: none"> Strongly Agree Agree
Whether the course contents fulfilled the targeted outcomes (course outcome).	Agree = 57.14% Neutral = 42.86%	<p>57.14 42.86</p> <ul style="list-style-type: none"> Agree Neutral
Whether the course is suitable in terms of employability.	Agree = 42.86% Neutral = 42.86% No response = 14.29%	<p>14.29 42.86 42.86</p> <ul style="list-style-type: none"> Agree Neutral No response

Whether the course fulfills the expectations in knowledge up-gradation.	Strongly Agree =14.29% Agree =85.71%	 <p>14.29 85.71</p> <p>■ Strongly Agree ■ Agree</p>
Whether tutorial classes were more relevant for the course.	Agree =42.86% Neutral =57.14%	 <p>42.86 57.14</p> <p>■ Agree ■ Neutral</p>
Whether course contents were appropriate to credit assigned.	Agree =71.43% Neutral =28.57%	 <p>28.57 71.43</p> <p>■ Agree ■ Neutral</p>
Whether the Course is having the scope for team-based learning.	Strongly Agree =14.29% Agree =85.71%	 <p>14.29 85.71</p> <p>■ Strongly Agree ■ Agree</p>
Whether Lesson plan was followed meticulously.	Strongly Agree =14.29% Agree =85.71%	 <p>14.29 85.71</p> <p>■ Strongly Agree ■ Agree</p>


Whether predefined outcomes of the course were achieved.	Strongly Agree = 14.29% Agree = 42.86% Neutral = 42.86%	<p> ■ Strongly Agree ■ Agree ■ Neutral </p>
Whether the instructor was well prepared for classes.	Strongly Agree = 42.86% Agree = 42.86% Neutral = 14.29%	<p> ■ Strongly Agree ■ Agree ■ Neutral </p>
Whether the instructor has clarity in communication of subject matter.	Strongly Agree = 14.29% Agree = 85.71%	<p> ■ Strongly Agree ■ Agree </p>
Whether the instructor is accessible and approachable outside the class.	Strongly Agree = 28.57% Agree = 71.43%	<p> ■ Strongly Agree ■ Agree </p>
Whether the instructor maintains regularity and punctuality in class as per Timetable.	Strongly Agree = 28.57% Agree = 71.43%	<p> ■ Strongly Agree ■ Agree </p>

Whether the instructor encouraged questions and discussions during class.	Strongly Agree = 57.14% Agree = 42.86%	 <p> ■ Strongly Agree ■ Agree </p>
Whether the instructor followed fair and unbiased evaluation process.	Strongly Agree = 28.57% Agree = 71.43%	 <p> ■ Strongly Agree ■ Agree </p>
Whether the instructor encourages to think creatively and search for additional materials.	Strongly Agree = 28.57% Agree = 57.14% Neutral = 14.29%	 <p> ■ Strongly Agree ■ Agree ■ Neutral </p>
Whether the instructor regularly discusses the performance of test, assignments & examinations.	Strongly Agree = 28.57% Agree = 42.86% Neutral = 28.57%	 <p> ■ Strongly Agree ■ Agree ■ Neutral </p>
Whether adequate number of ICT enabled classrooms are available.	Agree = 28.57% Neutral = 42.86% No response = 28.57%	 <p> ■ Agree ■ Neutral ■ No response </p>

Whether the laboratory facilities are well equipped.	Agree = 14.29% Neutral = 57.14% No response = 28.57%	<p>Legend: ■ Agree, ■ Neutral, ■ No response</p>
As per the requirement of the course-curriculum, whether adequate computational facilities are available.	Agree = 28.57% Neutral = 71.43%	<p>Legend: ■ Agree, ■ Neutral</p>
Whether the basic public amenities (drinking water, washrooms etc.) are available during class hour.	Agree = 42.86% Neutral = 28.57% No response = 28.57%	<p>Legend: ■ Agree, ■ Neutral, ■ No response</p>
Whether the university library has sufficient number of textbooks, reference books related to course curriculum.	Agree = 14.29% Neutral = 57.14% No response = 28.57%	<p>Legend: ■ Agree, ■ Neutral, ■ No response</p>
Whether the university library is equipped with sufficient number of magazines, journals and newspapers.	Agree = 14.29% Neutral = 57.14% No response = 28.57%	<p>Legend: ■ Agree, ■ Neutral, ■ No response</p>

University library has access to adequate number of e-resources related to your course curriculum, project work, research work.	<p>Agree = 14.29%</p> <p>Neutral = 71.43%</p> <p>No response = 14.29%</p>	<p>A pie chart with three segments. The largest segment, representing 'Neutral' at 71.43%, is dark grey. The two smaller segments, representing 'Agree' and 'No response' at 14.29% each, are light grey. A legend to the right of the chart identifies the segments: a dark grey square for 'Agree', a light grey square for 'Neutral', and a white square for 'No response'.</p>
Your comment (regarding teaching and learning)	No Comments	

The Action Taken Report has been compiled separately in the format prescribed by the IQAC of TU.


Head
Department of Cultural Studies
Tezpur University


Dean
School of Humanities & Social Sciences
Tezpur University

Date: 23 September 2021