

Student Feedback Analysis for the Spring 2024

For the Spring 2024 semester, an in-depth student feedback analysis was carried out to evaluate the effectiveness of both the course and the instructor. This analysis offers crucial insights into the student experience, shedding light on key strengths and areas where improvements are needed. By carefully analyzing the feedback received from students, the findings aim to guide future course adjustments and refine teaching strategies, ultimately enhancing overall learning outcomes. The detailed feedback analysis is provided below.

Course Evaluation

Criterion	Student Feedback													
Detailed Lesson Plan	<ul style="list-style-type: none">All students (100%) reported receiving a detailed lesson plan at the beginning of the course.This indicates a high level of course organization and transparency, which likely aided students in effectively planning and managing their study time.	<table><tr><th>Rating</th><th>Count</th></tr><tr><td>Excellent</td><td>1000</td></tr><tr><td>Very Good</td><td>0</td></tr></table>	Rating	Count	Excellent	1000	Very Good	0						
Rating	Count													
Excellent	1000													
Very Good	0													
Organization of the Course	<ul style="list-style-type: none">Students (75%) feedback indicates that the course was well-organized, with a logical sequence in the coverage of topics.This structured approach enabled students to build on fundamental concepts progressively, enhancing their overall understanding of the subject matter.	<table><tr><th>Rating</th><th>Count</th></tr><tr><td>Excellent</td><td>450</td></tr><tr><td>Very Good</td><td>150</td></tr><tr><td>Good</td><td>0</td></tr><tr><td>Average</td><td>0</td></tr><tr><td>Below...</td><td>0</td></tr></table>	Rating	Count	Excellent	450	Very Good	150	Good	0	Average	0	Below...	0
Rating	Count													
Excellent	450													
Very Good	150													
Good	0													
Average	0													
Below...	0													
Coverage of topics in a logical sequence	<ul style="list-style-type: none">67% of students were satisfied with the logical sequence of the course topics.While most students found the content well-structured and easy to follow, there's an opportunity to enhance the sequencing to better meet all students' needs.	<table><tr><th>Rating</th><th>Count</th></tr><tr><td>Excellent</td><td>350</td></tr><tr><td>Very Good</td><td>175</td></tr><tr><td>Good</td><td>0</td></tr><tr><td>Average</td><td>0</td></tr><tr><td>Below...</td><td>0</td></tr></table>	Rating	Count	Excellent	350	Very Good	175	Good	0	Average	0	Below...	0
Rating	Count													
Excellent	350													
Very Good	175													
Good	0													
Average	0													
Below...	0													
Emphasis on Fundamentals	<ul style="list-style-type: none">Students (68%) appreciated the strong emphasis on fundamentals.This focus on core principles provided a solid foundation for more advanced topics, which is critical for long-term retention and application of knowledge.	<table><tr><th>Rating</th><th>Count</th></tr><tr><td>Excellent</td><td>350</td></tr><tr><td>Very Good</td><td>170</td></tr><tr><td>Good</td><td>0</td></tr><tr><td>Average</td><td>0</td></tr><tr><td>Below...</td><td>0</td></tr></table>	Rating	Count	Excellent	350	Very Good	170	Good	0	Average	0	Below...	0
Rating	Count													
Excellent	350													
Very Good	170													
Good	0													
Average	0													
Below...	0													
Sessions on Problem Solving	<ul style="list-style-type: none">82% of students found these sessions particularly useful in applying theoretical knowledge to practical situations, which improved their analytical and critical thinking skills.The sessions dedicated to problem-solving were well-received.	<table><tr><th>Rating</th><th>Count</th></tr><tr><td>Excellent</td><td>410</td></tr><tr><td>Very Good</td><td>90</td></tr><tr><td>Good</td><td>0</td></tr><tr><td>Average</td><td>0</td></tr><tr><td>Below...</td><td>0</td></tr></table>	Rating	Count	Excellent	410	Very Good	90	Good	0	Average	0	Below...	0
Rating	Count													
Excellent	410													
Very Good	90													
Good	0													
Average	0													
Below...	0													

S. Das
14/08/24

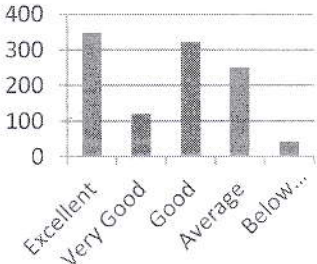
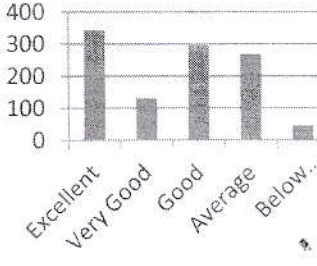
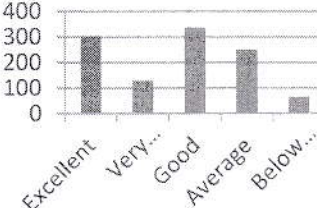
Spencer
14/08/24

A. Das
14/08/24

Sashakra
14/08/24

Availability of Textbooks/Study Materials	<ul style="list-style-type: none">– Most students (85%) were satisfied with the availability of textbooks and study materials.– These resources were deemed accessible and relevant, contributing positively to the learning experience.	<table><thead><tr><th>Rating</th><th>Count</th></tr></thead><tbody><tr><td>Excellent</td><td>350</td></tr><tr><td>Very Good</td><td>350</td></tr><tr><td>Good</td><td>220</td></tr><tr><td>Average</td><td>50</td></tr><tr><td>Below Average</td><td>120</td></tr></tbody></table>	Rating	Count	Excellent	350	Very Good	350	Good	220	Average	50	Below Average	120
Rating	Count													
Excellent	350													
Very Good	350													
Good	220													
Average	50													
Below Average	120													
Perception of Tests and Assignments	<ul style="list-style-type: none">– Majority students (86%) appreciated the standard of tests and assignments was generally perceived as fair and aligned with the course content.– The assessments were seen as a good measure of understanding and application of the topics covered.	<table><thead><tr><th>Rating</th><th>Count</th></tr></thead><tbody><tr><td>Excellent</td><td>350</td></tr><tr><td>Very Good</td><td>220</td></tr><tr><td>Good</td><td>350</td></tr><tr><td>Average</td><td>120</td></tr><tr><td>Below Average</td><td>50</td></tr></tbody></table>	Rating	Count	Excellent	350	Very Good	220	Good	350	Average	120	Below Average	50
Rating	Count													
Excellent	350													
Very Good	220													
Good	350													
Average	120													
Below Average	50													
Overall Rating of the Courses	<ul style="list-style-type: none">– The courses received a positive overall rating from students (88%).– The combination of a well-structured lesson plan, logical topic sequence, and emphasis on fundamentals contributed to this favourable evaluation.	<table><thead><tr><th>Rating</th><th>Count</th></tr></thead><tbody><tr><td>Excellent</td><td>350</td></tr><tr><td>Very Good</td><td>250</td></tr><tr><td>Good</td><td>350</td></tr><tr><td>Average</td><td>100</td></tr><tr><td>Below Average</td><td>50</td></tr></tbody></table>	Rating	Count	Excellent	350	Very Good	250	Good	350	Average	100	Below Average	50
Rating	Count													
Excellent	350													
Very Good	250													
Good	350													
Average	100													
Below Average	50													

Instructor Evaluation

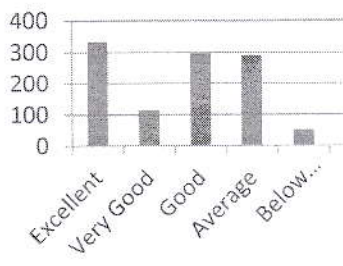
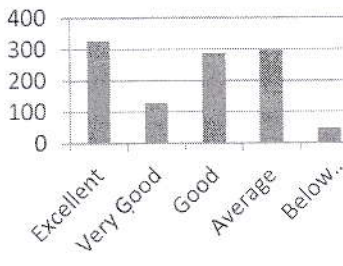
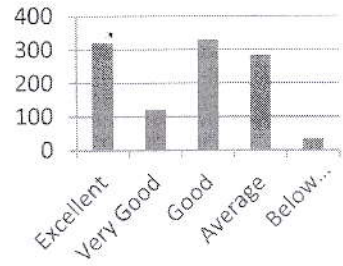
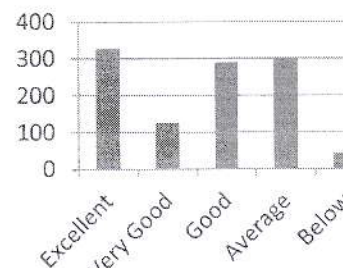
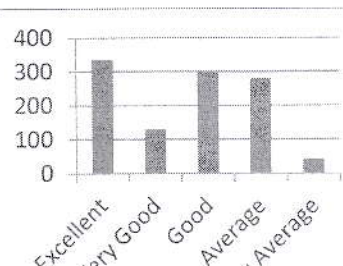
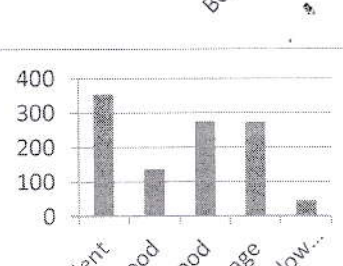
Instructor Evaluation														
Criterion	Student Feedback													
Pace of Teaching	<ul style="list-style-type: none">Students (73%) expressed satisfaction with the pace of teaching, noting that it was well-calibrated to their understanding and allowed for adequate comprehension of the material.	 <table><thead><tr><th>Rating</th><th>Count</th></tr></thead><tbody><tr><td>Excellent</td><td>350</td></tr><tr><td>Very Good</td><td>120</td></tr><tr><td>Good</td><td>320</td></tr><tr><td>Average</td><td>250</td></tr><tr><td>Below...</td><td>50</td></tr></tbody></table>	Rating	Count	Excellent	350	Very Good	120	Good	320	Average	250	Below...	50
Rating	Count													
Excellent	350													
Very Good	120													
Good	320													
Average	250													
Below...	50													
Clarity of Expression	<ul style="list-style-type: none">A substantial majority of students (71%) rated the instructor's clarity of expression very highly.Students found that concepts were explained clearly and concisely, which greatly facilitated their learning process.	 <table><thead><tr><th>Rating</th><th>Count</th></tr></thead><tbody><tr><td>Excellent</td><td>350</td></tr><tr><td>Very Good</td><td>120</td></tr><tr><td>Good</td><td>300</td></tr><tr><td>Average</td><td>250</td></tr><tr><td>Below...</td><td>50</td></tr></tbody></table>	Rating	Count	Excellent	350	Very Good	120	Good	300	Average	250	Below...	50
Rating	Count													
Excellent	350													
Very Good	120													
Good	300													
Average	250													
Below...	50													
Accessibility Outside the Class	<ul style="list-style-type: none">71% of students commended the instructor for being accessible outside of class hours.This openness provided students with additional support and clarification on course materials as needed.	 <table><thead><tr><th>Rating</th><th>Count</th></tr></thead><tbody><tr><td>Excellent</td><td>300</td></tr><tr><td>Very...</td><td>120</td></tr><tr><td>Good</td><td>320</td></tr><tr><td>Average</td><td>220</td></tr><tr><td>Below...</td><td>50</td></tr></tbody></table>	Rating	Count	Excellent	300	Very...	120	Good	320	Average	220	Below...	50
Rating	Count													
Excellent	300													
Very...	120													
Good	320													
Average	220													
Below...	50													

S. Das
14-08-24

A. B. Das
14/8/24

A. B. Das
14/8/24

Sanku Das
14/8/24

Regularity and Punctuality	<ul style="list-style-type: none">69% of students noted that the instructor maintained regularity and punctuality in adhering to the class schedule, demonstrating a strong commitment to the course and respect for students' time.	 <table border="1"><thead><tr><th>Category</th><th>Count</th></tr></thead><tbody><tr><td>Excellent</td><td>330</td></tr><tr><td>Very Good</td><td>110</td></tr><tr><td>Good</td><td>300</td></tr><tr><td>Average</td><td>290</td></tr><tr><td>Below...</td><td>50</td></tr></tbody></table>	Category	Count	Excellent	330	Very Good	110	Good	300	Average	290	Below...	50
Category	Count													
Excellent	330													
Very Good	110													
Good	300													
Average	290													
Below...	50													
Encouragement of Questions and Discussions	<ul style="list-style-type: none">68% of students responded positively to the instructor's encouragement of questions and discussions.This interactive approach created an engaging learning environment and fostered deeper understanding.	 <table border="1"><thead><tr><th>Category</th><th>Count</th></tr></thead><tbody><tr><td>Excellent</td><td>330</td></tr><tr><td>Very Good</td><td>120</td></tr><tr><td>Good</td><td>290</td></tr><tr><td>Average</td><td>300</td></tr><tr><td>Below...</td><td>40</td></tr></tbody></table>	Category	Count	Excellent	330	Very Good	120	Good	290	Average	300	Below...	40
Category	Count													
Excellent	330													
Very Good	120													
Good	290													
Average	300													
Below...	40													
Fair and Unbiased Evaluation Process	<ul style="list-style-type: none">71% of students perceived the evaluation process as fair and unbiased.Students felt that their performance was assessed objectively, which is crucial for maintaining trust in the grading system.	 <table border="1"><thead><tr><th>Category</th><th>Count</th></tr></thead><tbody><tr><td>Excellent</td><td>320</td></tr><tr><td>Very Good</td><td>120</td></tr><tr><td>Good</td><td>330</td></tr><tr><td>Average</td><td>280</td></tr><tr><td>Below...</td><td>30</td></tr></tbody></table>	Category	Count	Excellent	320	Very Good	120	Good	330	Average	280	Below...	30
Category	Count													
Excellent	320													
Very Good	120													
Good	330													
Average	280													
Below...	30													
Encouragement of Creative Thinking	<ul style="list-style-type: none">68% of students praised the instructor for encouraging creative thinking and the exploration of additional materials.This approach not only broadened students' perspectives but also motivated them to engage in independent learning.	 <table border="1"><thead><tr><th>Category</th><th>Count</th></tr></thead><tbody><tr><td>Excellent</td><td>330</td></tr><tr><td>Very Good</td><td>120</td></tr><tr><td>Good</td><td>290</td></tr><tr><td>Average</td><td>300</td></tr><tr><td>Below...</td><td>40</td></tr></tbody></table>	Category	Count	Excellent	330	Very Good	120	Good	290	Average	300	Below...	40
Category	Count													
Excellent	330													
Very Good	120													
Good	290													
Average	300													
Below...	40													
Scope for Independent Thinking	<ul style="list-style-type: none">70% of students appreciated the ample scope for independent thinking provided by the course.They felt encouraged to explore ideas beyond the curriculum, fostering intellectual curiosity and autonomy.	 <table border="1"><thead><tr><th>Category</th><th>Count</th></tr></thead><tbody><tr><td>Excellent</td><td>330</td></tr><tr><td>Very Good</td><td>130</td></tr><tr><td>Good</td><td>300</td></tr><tr><td>Average</td><td>280</td></tr><tr><td>Below Average</td><td>40</td></tr></tbody></table>	Category	Count	Excellent	330	Very Good	130	Good	300	Average	280	Below Average	40
Category	Count													
Excellent	330													
Very Good	130													
Good	300													
Average	280													
Below Average	40													
Overall Effectiveness of the Instructor	<ul style="list-style-type: none">The overall effectiveness of the instructor was rated highly by students.The combination of clear communication, accessibility, and a supportive learning environment contributed to their positive educational experience.	 <table border="1"><thead><tr><th>Category</th><th>Count</th></tr></thead><tbody><tr><td>Excellent</td><td>350</td></tr><tr><td>Very Good</td><td>130</td></tr><tr><td>Good</td><td>280</td></tr><tr><td>Average</td><td>270</td></tr><tr><td>Below...</td><td>40</td></tr></tbody></table>	Category	Count	Excellent	350	Very Good	130	Good	280	Average	270	Below...	40
Category	Count													
Excellent	350													
Very Good	130													
Good	280													
Average	270													
Below...	40													

S. Das
14/08/24

S. Das
14/08/24


A. Das
14/08/24

Sasibabu
14/08/24


Additional observations and Suggestions:

These observations and suggestions aim to enhance the effectiveness of the teacher training program, ensuring it equips students with the necessary skills and knowledge to excel in their future teaching careers.

Additional observations	Suggestions
Communication Challenges : A significant number of students (around 45%) reported facing difficulties in communicating in English. This indicates a need for additional support in language skills.	Organize regular English communication workshops to enhance students' proficiency and confidence in the language.
Seminars on Alternative Pedagogy: There is a growing interest among students in learning about innovative teaching methodologies.	Conduct seminars focused on alternative pedagogy, such as experiential learning, flipped classrooms, and digital teaching tools, to broaden the pedagogical approaches used by future teachers.
Technology-Enhanced Learning: Currently, not all classrooms are equipped with modern teaching aids, which can hinder the learning experience.	Ensure all classrooms are equipped with smart displays and audio systems to facilitate interactive and multimedia-based teaching.
Field Visits: Many students expressed the desire for more practical, hands-on experiences related to their courses.	Organize field visits related to various courses, allowing students to observe and engage with real-world educational settings and practices. This could enhance their understanding and application of theoretical knowledge.
Standard of Tests and Assignments: Some students feel that the tests and assignments do not fully reflect the course content or challenge their understanding.	Review and adjust the standard of tests and assignments to better align with the course objectives and ensure they adequately assess students' learning.
Encouragement of Independent Thinking: While students appreciate the structured learning environment, there is a call for more opportunities to engage in independent thinking and creativity.	Incorporate more activities and projects that encourage students to think critically, creatively, and independently, fostering a deeper understanding of the subject matter.
Overall Course Effectiveness: Feedback indicates that while the course is effective overall, there is room for improvement in certain areas.	Continue to gather detailed feedback regularly and make iterative adjustments to the course structure and content to better meet the needs of students.


(Dr.R.D.Padmavathy)


(Dr. Sangamitra Das)


(Dr. Antara Dey)


(Dr. Sasibabu)