

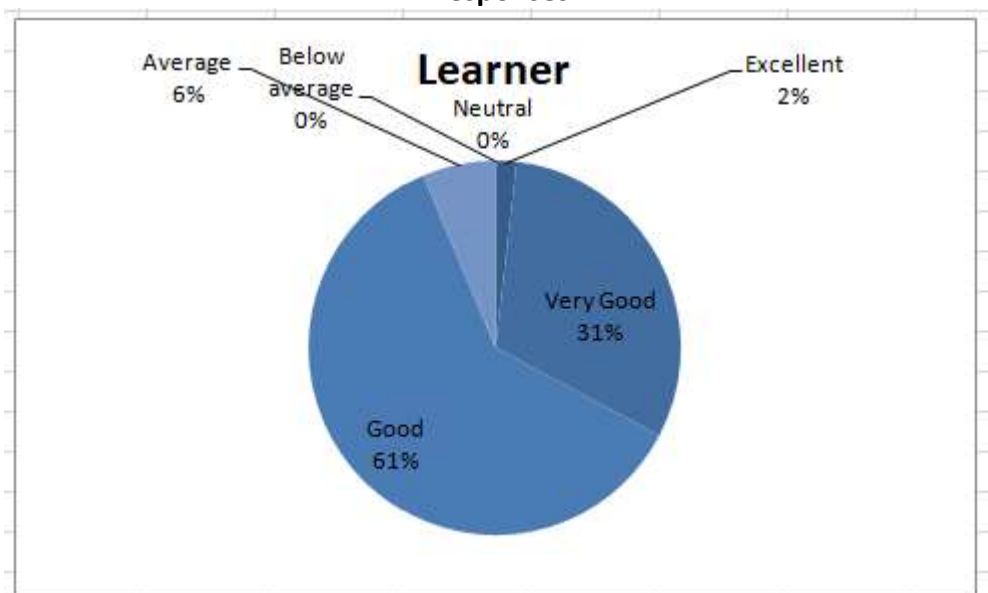
Analysis of Students Feedback, Autumn 2023 to Spring 2024 Based on Feedback Responses during Spring 2024, Dept. of Computer Sc. & Engineering.

All feedback responses are evaluated as: Excellent (for numeric score 5), Very Good (for numeric score 4), Good (for numeric score 3), Average/ Fair (for numeric score 2) and Below average/Poor (for numeric score 1)

A. Details of learner

Questions asked:	Numeric score on response				
	5	4	3	2	1
	Response options				
Percentage of classes attended	85-100	70-84	55-69	30-54	Below 30
Approximate number of hours per week spent on the course (other than lecture hours)	8-10 h	6-8 h	4-6 h	2-4 h	0-2 h
SGPA in last semester	8 and above	7-8	6-7	5-6	Below 5

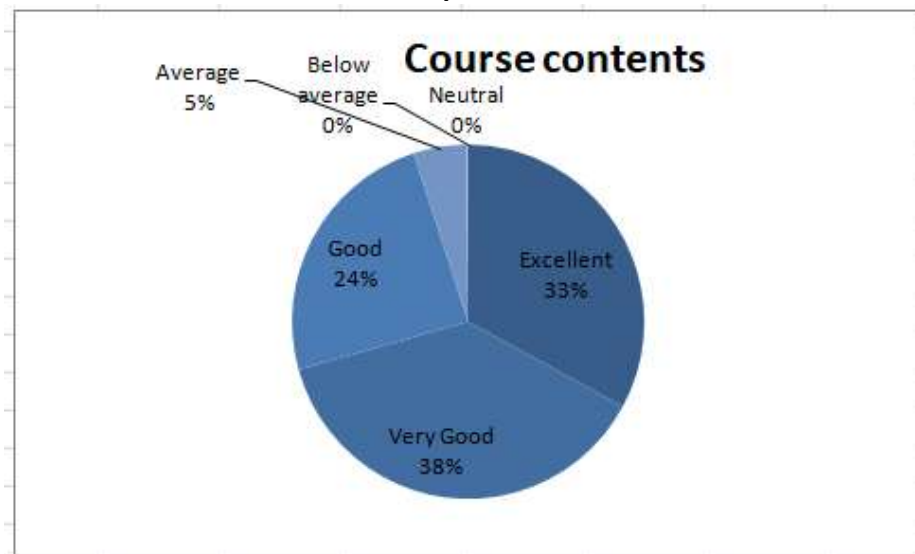
Responses



B. Course and Course Content

Responses/comments sought on:		Responses				
1. Readiness for the course	“ Have exposure to the background material.”	“Have no exposure to the background material.”				
2. Whether provided with details lesson plan	Yes	No				
3. Organisation of the course in the lesson plan 4. Coverage of topics in a logical sequence 5. Emphasis on fundamentals 6. Sessions on problem solving 7. Availability of text books/ study materials 8. perception about the standard of tests and assignments 9. Overall rating of the course	Numeric scores against responses					
	Excellent 5	Very Good 4	Good 3	Average 2	Below Average 1	

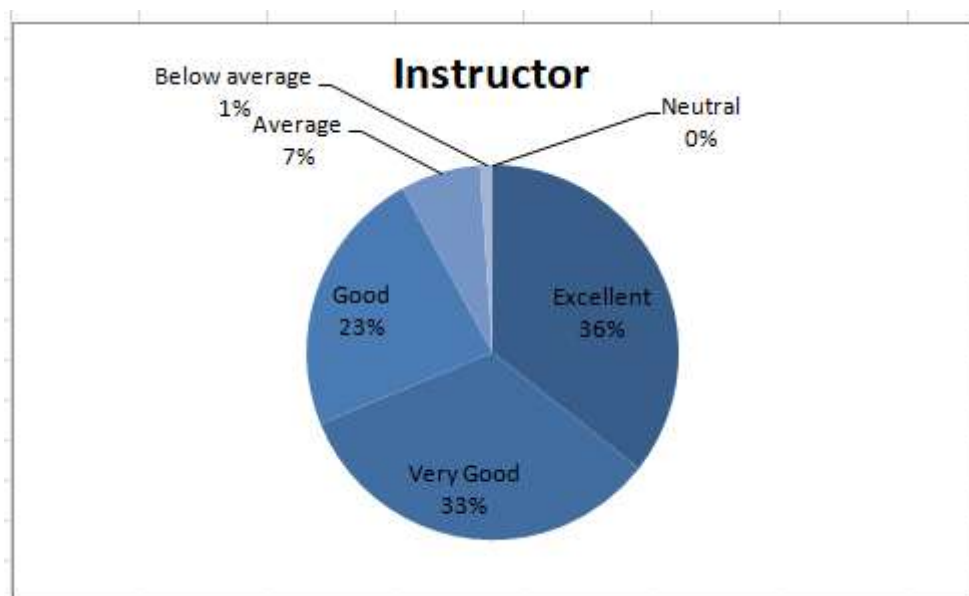
Responses



C. Course Instructor

Responses/comment sought about	Numeric scores				
1. Pace of teaching	Excellent	Very Good	Good	Average	Below Average
2. Clarity of expression	5	4	3	2	1
3. Accessibility outside the class					
4. Maintains regularity and punctuality in the class as per time-table					
5. Questions and discussions are encouraged					
6. Fair and un-biased in evaluation process					
7. Encourages to think creatively and search for additional materials					
8. Scope for independent thinking					
9. Overall effectiveness of the Instructor / teacher					

Responses



****End****